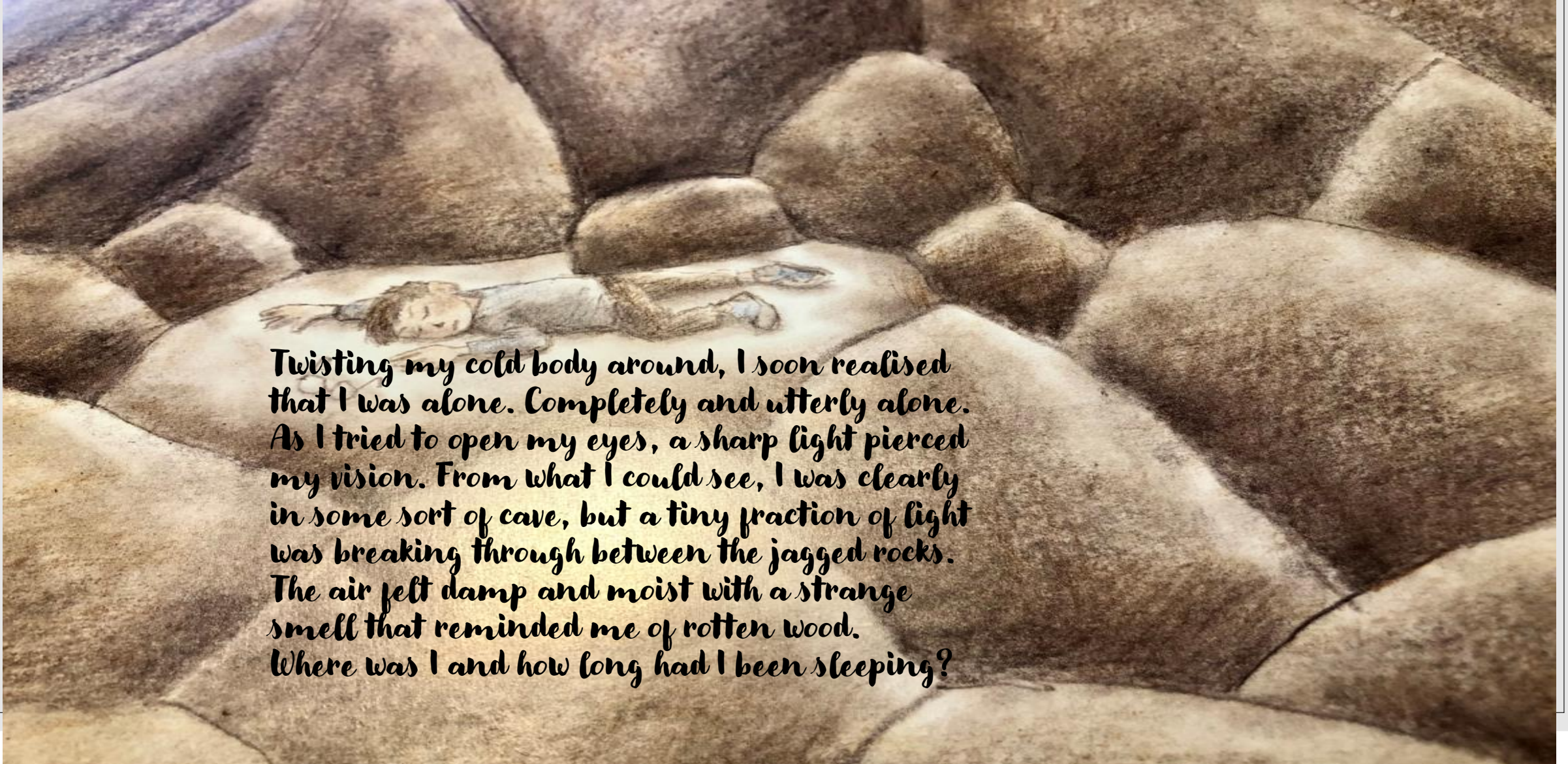




**STONE AGE
BOY
BY SATOSHI
KITAMURA**

18.1.21 LO: Can I write a descriptive opening?



Twisting my cold body around, I soon realised that I was alone. Completely and utterly alone. As I tried to open my eyes, a sharp light pierced my vision. From what I could see, I was clearly in some sort of cave, but a tiny fraction of light was breaking through between the jagged rocks. The air felt damp and moist with a strange smell that reminded me of rotten wood. Where was I and how long had I been sleeping?

18.1.21 LO: Can I write a descriptive opening?

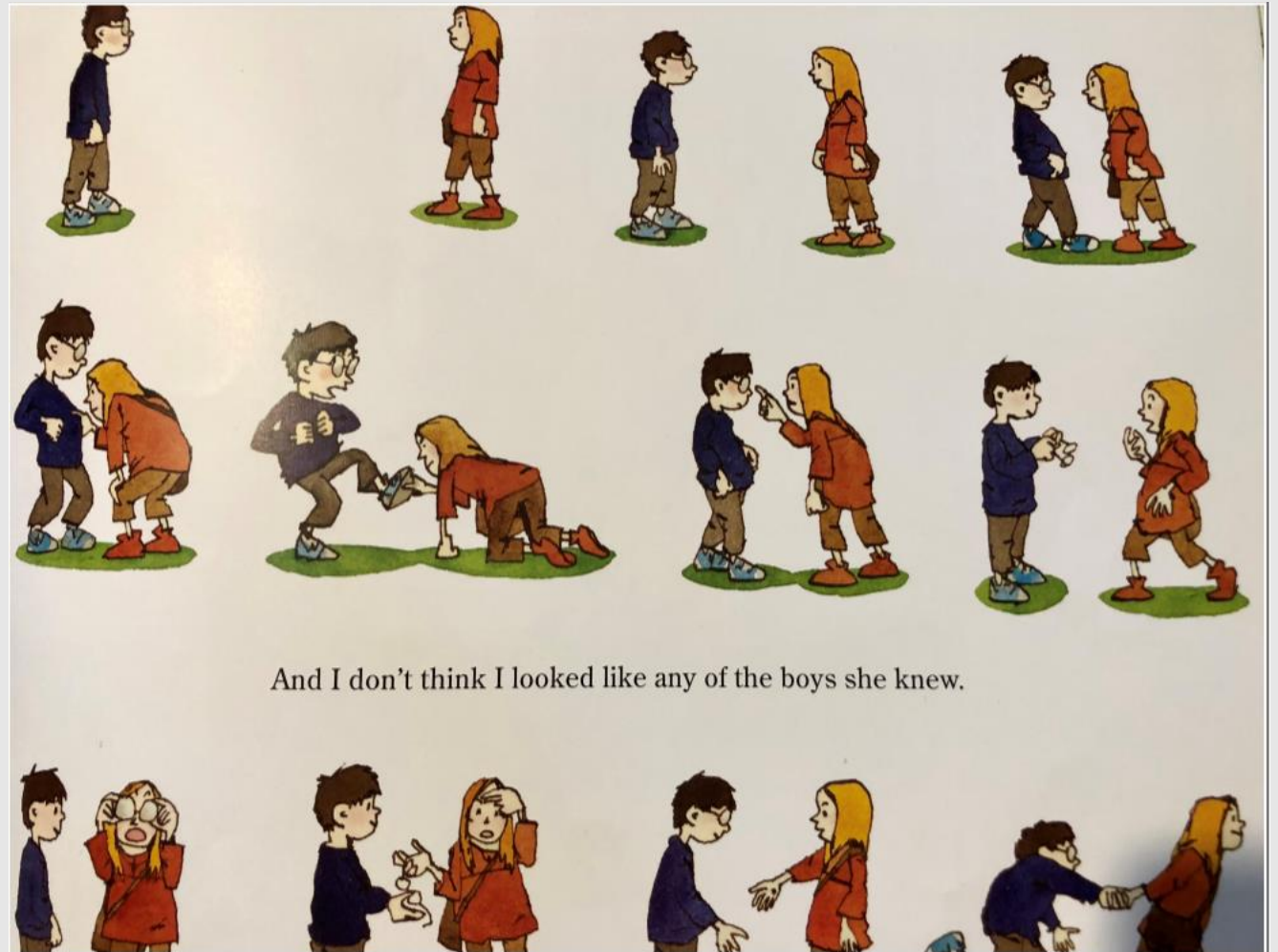
- After reading my example on page 2, think about how you can create a descriptive story opening.
- Remember the synonym chains we created last week.
- Try to vary your vocabulary with powerful verbs and different sentence openers that we have practised like fronted adverbials.

For example, Underneath his body, he could feel something stirring.

Quickly, he grabbed the wiry stick next to him.

19.1.21 LO: Can I respond to a text? (VIPERS)

- Retrieve - What has happened to the boy's glasses in the cave?
- Who does the boy see on in the distance?
- Look at the picture. How is the girl dressed differently to the boy?
- Summarise - Can you write an imaginary conversation between the boy and girl from the picture?





She took me home to meet her family – and what a family it was!
They looked very strange, but they were kind to me and gave me some stew.

I couldn't understand anything they were saying,
though I worked out my new friend's name was Om.

Then I must have fallen asleep.

Page 13



20.1.21 LO: Can I plan a narrative?

On the next page, look at all the activities the Stone Age people had to do.

What kind of routines might they have had?

What would they do first thing in the morning?

Page 14



The next morning, Om showed me round the camp.

Everyone seemed busy and had a job to do.

Over the next few days I saw so much I'd never seen before.

Om's people had no knives and forks, no plastic, no metal even.

Everything they had was made of wood, stone, animal skins or bones.

I saw them...



Page 16



By striking flint stones together or turning a wooden drill. Fire is used for cooking, to keep warm and sometimes to scare animals.

MAKING TOOLS



By flint knapping.




The flints are chipped, trimmed and sharpened, and then made into knives, spearheads and scrapers for cleaning animal skins.



I had a go, but it was very difficult.

USING TOOLS



Tools are used to make wood, antlers and bones into bowls, spears and ornaments.


Cutting a slice out of a bone



Sharpening it on a grindstone



Piercing a hole



It's a sewing needle!



Ornaments



Using a throwing stick you can throw a spear faster and further.



20.1.21 LO: Can I plan a narrative?

- Today, you will be planning a story from the perspective of a Stone Age child. You can choose the name(s) of your character(s).
- Include the your descriptive story opening from Monday.
- What dramatic event might happen in the story?
- Will they be attacked by a wild animal?
- Will your Stone Age child come across a problem, maybe meet someone unknown to them?

Introduction-
Setting and characters

Story Plan-title

Resolution
What improves?

Build-up
What happens?

Problem
dramatic event

Ending

21.1.21 LO: Can I draft a narrative?

- Read through your plan from yesterday.
- Find a partner/person you can retell your planned story to.
- Remember to make sure that you have a clear introduction with a middle part that builds up with a problem or exciting event.
- Listen to suggestions from your partner to add or make any possible changes.
- Finally start drafting your story, using your planning format as a guide.
- You can draft your story in the green book.

22.1.21 LO: Can I edit and improve my writing before completing my story?

- Read through your draft.
- Check your punctuation.
- Check the vocabulary you have been using.
- Have you included:
- Interesting adjectives?
- Powerful verbs?

Have you varied your sentence openers?

- Finally, did your story end naturally or have you included a final twist or surprise?

After editing your story, write it up in a final published piece, just like we would at school.