


30.11.20

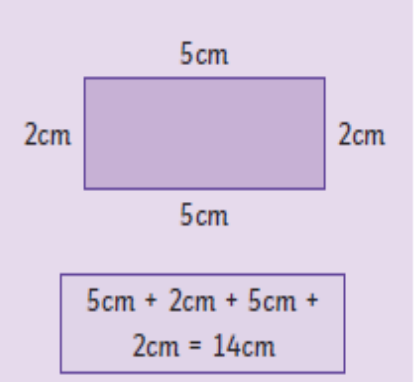
Year 4 Maths Homework - due back Monday 7th December 2020

We have been learning about Measurement this week and will start our next Maths block of Multiplication and Division. Using the information below, create some handy tips to help a Year 3 child understand how to measure the perimeter of shapes. You could write a set of instructions or a poster with diagrams, the choice is yours. Make it simple but effective so the method is correct.

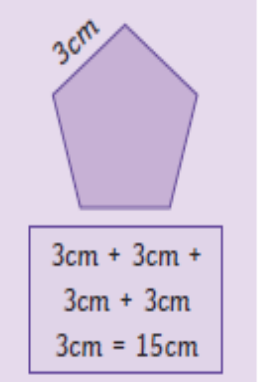
Perimeter



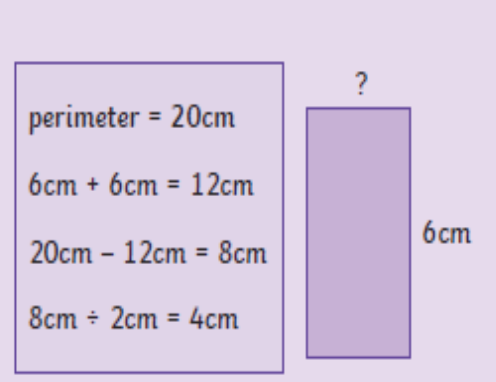
..... = perimeter



5cm
2cm 2cm
5cm
 $5\text{cm} + 2\text{cm} + 5\text{cm} + 2\text{cm} = 14\text{cm}$



3cm
 $3\text{cm} + 3\text{cm} + 3\text{cm} + 3\text{cm} + 3\text{cm} = 15\text{cm}$



perimeter = 20cm
 $6\text{cm} + 6\text{cm} = 12\text{cm}$
 $20\text{cm} - 12\text{cm} = 8\text{cm}$
 $8\text{cm} \div 2\text{cm} = 4\text{cm}$
?
6cm