

Local Habitats



Aim

- I can map a habitat and identify what is in it.
- I can classify objects as those that are living, dead and those that have never been alive.

Success Criteria

- I can draw a map of a local habitat.
- I can draw and label the trees and plants.
- I can record or suggest which animals live there.

- I can sort given objects into categories and give reasons for my choice.
- I can suggest my own objects to go into each of the categories.



Our Habitat

You are alive!

Humans, all other animals and plants are all living things.



Our Habitat



All living things do certain things, called life processes.

Can you remember the 7 life processes?

Characteristics of living things

Movement

Respiration

Sensitivity


Growth

Reproduction

Excretion

Nutrition

MRS GREN




What do these words mean?



Our Habitat

To stay alive and healthy, you and all other living things need certain conditions that let them carry out the 7 life processes:


Food and water



Space to move, grow and have young



Air or oxygen



Shelter and safety





Our Habitat

A habitat is a place where animals and plants live, where they can find everything they need to stay alive.


A habitat can be as big as an ocean...



... or as small as a rock.



What is your habitat?



Our Habitat



Where do you live?



What living things live and grow there?




How does your habitat keep you safe and sheltered?



How does your habitat provide food and water?



How does your habitat provide space for you to move and grow?




Our Habitat




Humans are unique because we can make big changes to our habitats to make sure we have everything we need. How do humans change their habitats?

We build roads and vehicles so we can travel everywhere we need safely and quickly.



We pipe fresh, clean water into our homes to use for drinking, cooking and washing.

We grow plants for food, and farm animals for meat and dairy products. We even have pets to keep us company!



We build houses with heating to protect us from cold weather, or with air conditioning to protect us from the heat.




British Habitats

Plants and animals can't make big changes to their habitats like humans can. They rely on the environment around them to provide them with everything they need.

This means they have to live somewhere that has the right conditions to help them stay alive and well.

Because different places have different conditions, the plants and animals that live there are different too.

We are going to look at some common British habitats.



Urban Habitats

Most people in Britain live in an urban habitat. Urban habitats are areas with lots of buildings for people to live and work in.



Some of the living things in urban habitats are here because people have put them there. This includes trees, hedges and plants in parks and gardens, and our pets. There are also many living things that grow wild in urban habitats. These plants and animals have found ways to survive alongside all the people that live nearby.




Urban Habitats

Flowering plants such as nettles, daisies, dandelions and buttercups grow in parks, gardens and hedges. They even grow in abandoned buildings and through cracks in concrete. Many insects, slugs and snails live among the plants.



Some animals, such as squirrels and garden birds, get their food from the trees and hedges that grow in cities. Other animals like foxes, pigeons and rats are able to live in cities because they get most of their food from the waste that people leave behind.





Photos courtesy of Randl Hausken, flowzim, oatsy40 and Johan Neven (@flickr.com) - granted under creative commons licence - attribution

Woodland Habitats

In a woodland habitat there are lots of trees that grow close together. Common trees that grow here include English oak, ash, beech, hawthorn and birch.



Most British woodlands are deciduous, which means the leaves fall off the trees in winter. The fallen leaves provide food and shelter for many creatures and rot into the soil, making it rich and full of nutrients. As well as the fallen leaves, there are shrubs, flowers and grasses beneath the trees. These provide a home for many insects and invertebrates like worms, slugs and snails.



Woodland Habitats

The fruit and seeds of the trees, and the small creatures that live among the leaves, provide food for many birds and small mammals such as bats, mice, squirrels, stoats and weasels.



Bigger mammals such as badgers, foxes and deer are common in woodland. There are also beavers, otters, and wild boar, though these animals are less common.






Photos courtesy of Peter Trimming, Schrista, Jans Canon and Simon Davies (@flickr.com) - granted under creative commons licence - attribution

Pond Habitats

A pond is a still body of fresh water. Some ponds are man-made and appear in parks and gardens; others are natural dips and hollows in the land that have filled up with water.




Lots of plants and animals live in the water in ponds, and many more live nearby. Some plants like water lilies, hornwort and duckweed live in the water. Other plants like irises and marsh marigolds grow in the damp soil near the pond's edge.




Pond Habitats


These plants provide food and shelter for worms, slugs, snails, and insects like damselflies, dragonflies, mayflies and water beetles.

Amphibians like frogs, toads and newts eat the small creatures, and in turn, these are eaten by mammals like bats and water voles.



Many birds live near the water, including ducks, moorhens and kingfishers.






Photos courtesy of Neil Hall, Amanda Slater, Martin Pettitt and Peter Trimming (@flickr.com) - granted under creative commons licence - attribution

Coastal Habitats

Because Britain is made up of islands it has a lot of coastal habitats. These are places where the land meets the sea. Some of these habitats are sandy, some are marshy, and some are high, rocky cliffs.

The plants here have adapted to grow in salty, windy conditions. These include samphire, juniper, sea kale, glasswort and marram grass.

Many of the creatures that live in coastal areas survive in rock pools left by the tides, like barnacles, mussels, crabs and starfish.





Coastal Habitats

Wading birds such as oystercatchers, plovers and sandpipers feed on these creatures, while seabirds like seagulls, kittiwakes, gannets and skuas mainly eat fish from the sea.



Dolphins, porpoises and even whales can be seen in the waters around the coast. Seals and otters spend most of their lives in the sea but come to the land to rest and care for their babies.





Photos courtesy of Drew Avery, Robert Orr, Ben Salter and Michael Sveikutis (@flickr.com) - granted under creative commons licence - attribution

Living, Dead or Never Alive

Do you remember learning about the 7 life processes?

Characteristics of living things

Movement

Respiration

Sensitivity


Growth

Reproduction

Excretion

Nutrition

MRS GREN





Living, Dead or Never Alive

We use the life processes to tell if something is living, dead or never alive.

If a thing is **alive**, it will do each of these life processes.

If the thing doesn't do these processes, but did at some point in the past, it is **dead**.


If something has never done these 7 life processes, it has **never been alive**.



Living, Dead or Never Alive



What can you see that is living, dead and that has never been alive?



Our Local Habitat



Think about your local habitat and look at it closely to see what kinds of plants, animals and non-living things are in it. This could be your garden or street.

Local Habitat Living, Dead or Never Alive

What is in this habitat? Look around you carefully and find things that are living, dead or have never been alive. Draw or write at least five things in each box.

Living	Dead	Never Alive



Science | Year 2 | Living Things and Their Habitats | Local Habitats | Lesson 2

What will you see that is living, dead or has never been alive?

