

Representing
numbers 11-20

Can you count from 10 all the way to 20?

What about starting from 13 all the way to
20?

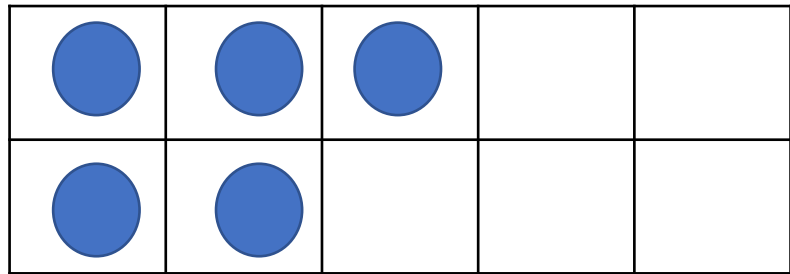
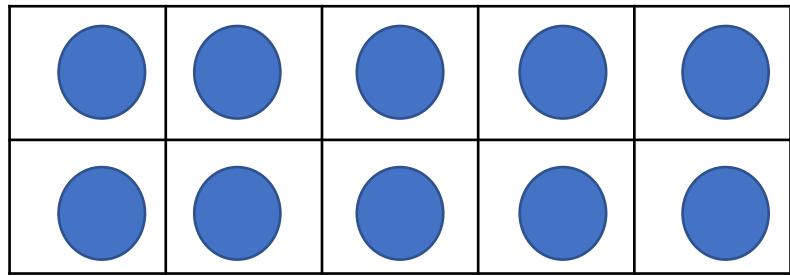
Okay, a bit harder now! What about from
15 all the way to 20?

Now try starting from 20 and counting
back to 10!

Try starting from 17 and counting back to
0!

I have chosen a number from 11 to 20
and shown it in 2 different ways!
Have a look.



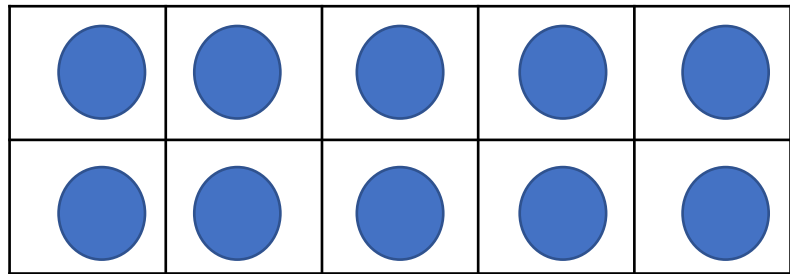
15



These are stones or
pebbles from my
garden!

Have a look at this example.

||



These are lego
pieces from my
house!



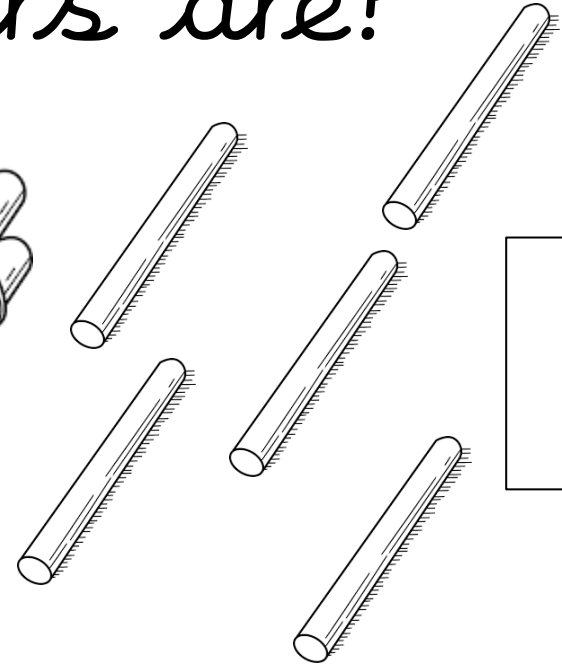
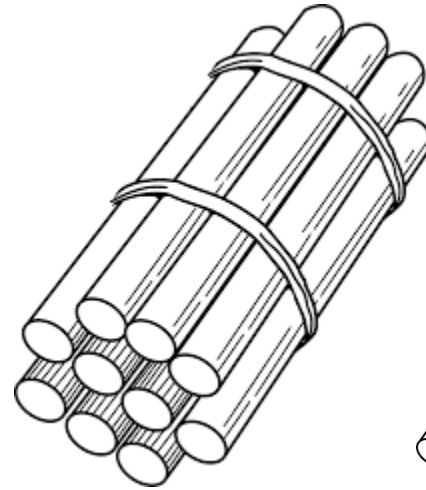

I would like you to choose 4 numbers from 11 to 20, and show each number in 2 different ways.

You need to try and write the number yourself and then show that number in a tens frames by drawing the right amount of circles and the other way can be your choice!

You might want to hunt around your garden or use your toys!

Once you have completed your 4 numbers, you can move onto the next part of the lesson!

Look at these pictures. Can you work out what the numbers are?



Your adult will tell you which sheet you need to do. Work out what the numbers are but remember to please count carefully!

You can...

- Touch the picture with your finger
- Use your pencil or pen to count each picture
- Say a number every time you have touched a picture
- TAKE YOUR TIME!