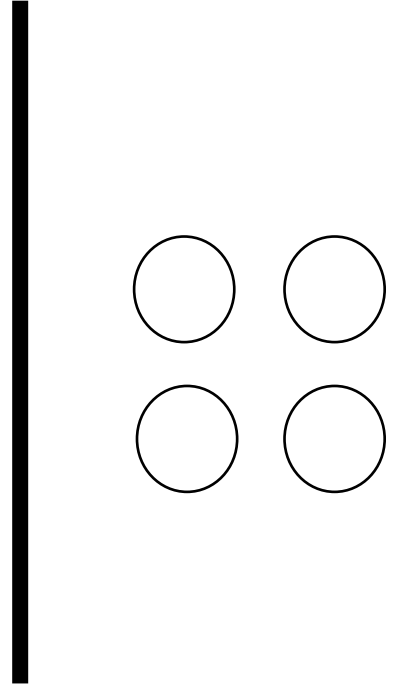



One more and one  
less using drawings  
and word problems

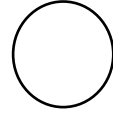


Have a practise of drawing these numbers using sticks and bricks. Your adult will check it for you. Practise saying the number too!

14

14







13

13

| ○ ○  
○

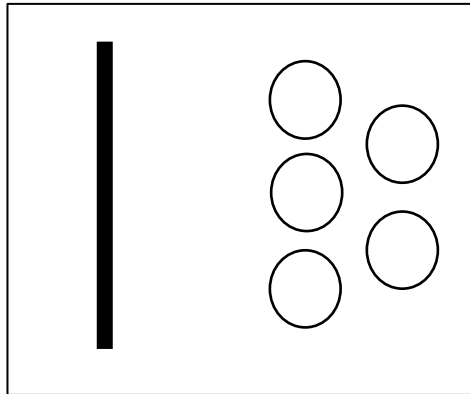
18

18

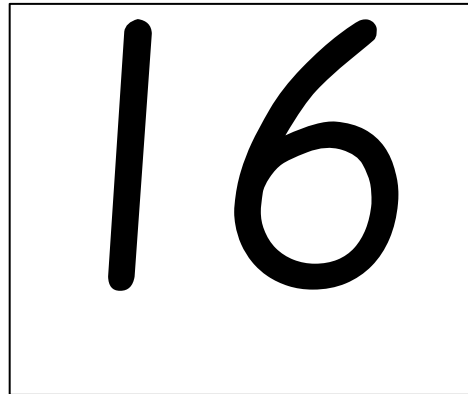
18

Look at this number. I have counted 16 objects. To find one less I took away 1 thing, counted what was left over and drew my answer in sticks and bricks. To find one more I made sure I had 16 objects again, then added 1 more, counted how many I had now then drew my answers in sticks and bricks.

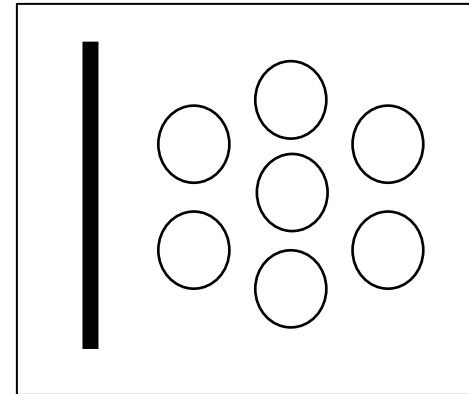
One less



Number



One more



Complete the first part  
of your sheet and then  
come back!

Now we are going to  
look at finding one more  
and one less in word  
problems.

There are 11 cars in a car park.




1 car leaves. How many cars are in the car park now?

Leave means go away which means there is less. This means we can cross it out to help us.





Eva has 13 strawberries.



Her sister gives her one more.  
How many strawberries does Eva  
have now?

One more means we need to add one  
more to the strawberries. We can draw to  
help us.



There are 12 children around a table.



1 child walks away. How many children are left?

Walk away means leave which means there is less. We can cross out to help us.

Colour these numbers on the track.

- One less than 19
- One more than 14
- One more than 11

10	11	12	13	14	15	16	17	18	19	20
----	----	----	----	----	----	----	----	----	----	----

Now finish the rest of your sheet off. You can write your answers as numbers.