

Ordering objects

Do you remember
what these words
mean?

greatest
smallest

greatest

The biggest or
largest number.

smallest

The lowest number.

Today you are going to be ordering pictures.

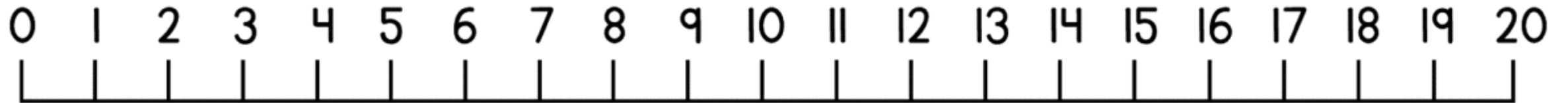
To help you, count and work out what the numbers are from the pictures. Write this next to the pictures.

Then look at the labels.

If it says smallest to greatest, you need to start with the lowest number and then choose other numbers in order until you get to the greatest.

If it says greatest to smallest, you need to start with the greatest number and then choose other numbers in order going down to the lowest.

You can use this number line to help you order numbers.





Talk about these
questions with an
adult.

Write the number of cherries next to each child.




Teddy



Rosie



Dora

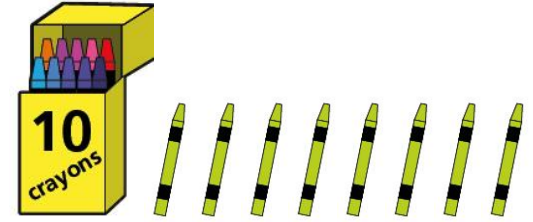
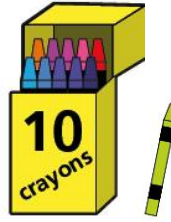
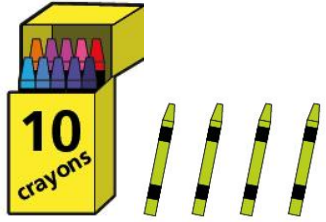


Now order the numbers from smallest to greatest.

Smallest

Greatest

Write the number of crayons next to each picture.

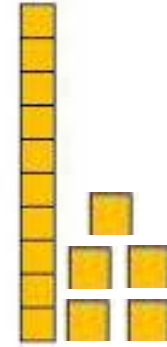




Now order them from smallest to the greatest.

Smallest

Greatest

Write the number next to each picture.



Now order them from greatest to the smallest.

Greatest

Smallest

Fill in the tens frames by drawing counters (circles) to show the numbers.

13

17

15

Now order the numbers from the greatest to the smallest.

Greatest


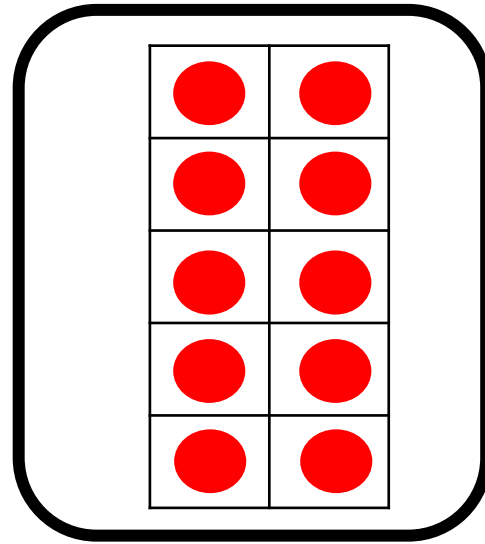

Smallest

Now order the numbers from the smallest to the greatest.

Smallest

Greatest

Fill in the boxes with counters (circles) to make the pattern correct.



Smallest



Greatest

Now have a go at
the questions on
your sheet!