

Subtracting using a
number line

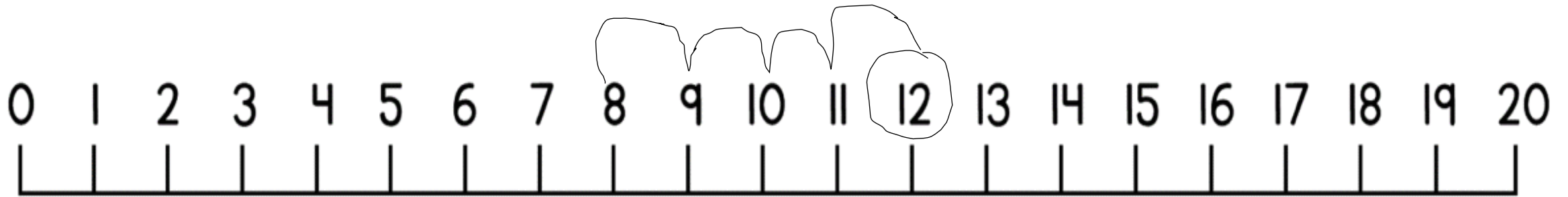
We can use a number line to work out subtraction number sentences where we have to cross the number 10.

When we take away on a number line, we have to do our jumps backwards because take away means the number is getting smaller.

$$12 - 4 = \underline{\quad}$$

We always start with the largest number in subtraction number sentences.

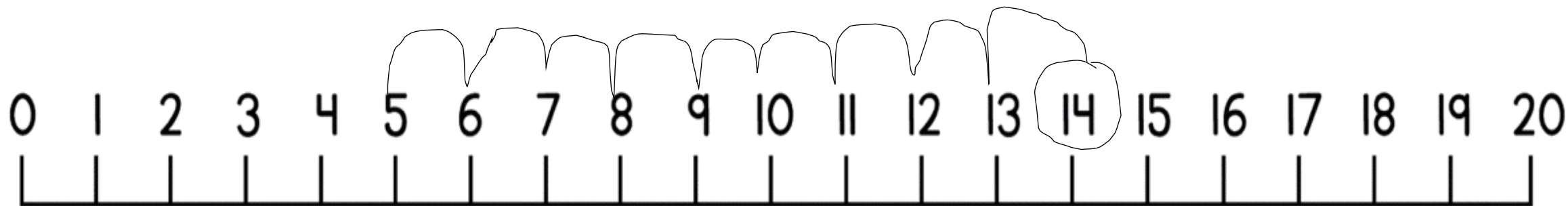
Then use the 2nd number to do that many jumps backwards.
The number you land on is your answer!



What is my answer here?

$$14 - 9 = \underline{\quad}$$

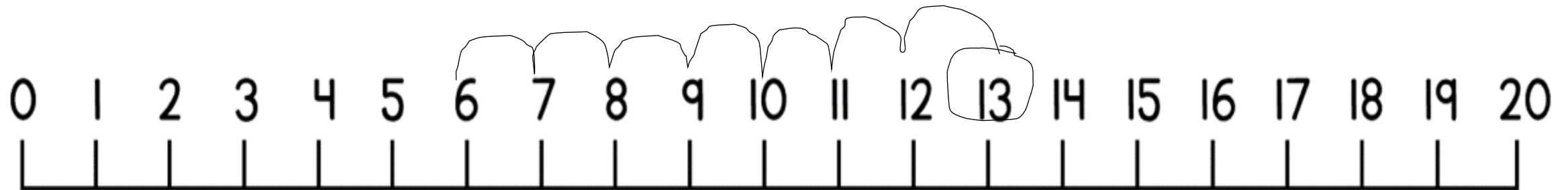
I've started with 14.
Then I've done 9 jumps backwards.
What is my answer now?



13 people were at a bus stop. 7 people got off. How many people were left on the bus?

What is the number sentence?

$$\underline{\quad} - \underline{\quad} = \underline{\quad}$$

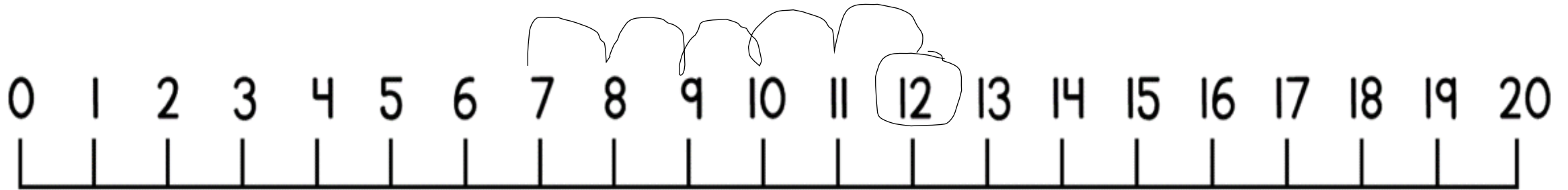


We know that if people got off a bus there are less. Less means we have to take away.

12 coins were in a pot. 5 coins were taken out. How many coins were left in the pot?

What is the number sentence?

$$\underline{\quad} - \underline{\quad} = \underline{\quad}$$



We know that if things have been taken out there are less. Less means we have to take away.

Now have a go at the questions on your sheet. Remember to do your jumps carefully.